

4

4.1

4.1 - 1

						1	1	
1953	1,010,416	574,900	56.80	NA	NA	NA	NA	NA
1954	1,242,880	743,611	59.80	NA	NA	NA	NA	NA
1955	1,574,868	1,014,860	64.00	NA	NA	NA	NA	NA
1956	1,503,865	1,017,009	68.00	NA	NA	NA	NA	NA
1957	1,666,005	1,088,230	61.00	NA	NA	NA	426,399	
1958	1,756,406	1,097,028	62.00	NA	NA	NA	457,347	
1959	2,093,969	1,190,230	57.00	NA	NA	NA	484,419	
1960	2,445,402	1,462,361	60.00	NA	NA	NA	515,196	
1961	2,577,018	1,443,779	56.00	NA	NA	NA	537,000	
1962	2,983,324	1,662,217	56.00	NA	NA	NA	625,584	
1963	3,254,630	1,976,225	61.00	NA	NA	NA	684,232	
1964	3,424,385	2,325,046	68.00	NA	NA	NA	731,169	
1965	3,470,880	2,557,209	73.00	NA	NA	NA	818,672	
1966	3,805,265	2,710,917	71.20	NA	NA	NA	904,583	
1967	3,969,218	2,972,378	75.10	NA	NA	NA	951,527	
1968	4,334,973	3,440,710	79.30	NA	NA	NA	1,026,786	
1969	4,776,928	4,106,939	86.00	NA	NA	NA	1,158,836	
1970	5,536,377	4,737,573	85.60	NA	NA	NA	1,279,107	
1971	5,850,925	5,030,000	86.00	NA	NA	NA	1,404,241	
1972	6,076,143	5,290,734	87.10	NA	NA	NA	1,525,359	
1973	6,289,556	5,530,630	87.90	NA	NA	NA	1,635,680	
1974	6,541,500	5,835,018	89.20	NA	NA	NA	1,798,954	
1975	6,889,470	6,140,000	89.10	NA	NA	NA	1,947,169	
1976	7,254,958	6,520,466	90.00	2,166,000	1,425,463	332	2,130,017	
1977	7,525,629	6,744,547	89.60	2,170,000	1,542,215	321	2,415,602	
1978	7,823,195	7,174,878	91.70	2,370,000	1,967,585	335	2,757,698	
1979	8,114,021	7,492,937	92.30	3,070,000	2,171,540	409	3,070,340	
1980	8,366,756	7,756,094	92.70	3,070,000	2,289,895	395	3,373,312	
1981	8,676,037	8,130,448	93.70	3,470,000	2,588,639	426	3,765,151	
1982	8,916,481	8,413,728	94.30	3,670,000	2,829,003	436	3,914,487	
1983	9,204,344	8,857,205	96.20	3,670,000	3,189,000	360	4,421,166	
1984	9,501,413	9,198,708	96.80	3,970,000	3,426,000	372	5,171,034	
1985	9,645,932	9,403,782	97.50	3,970,000	3,395,000	361	5,672,706	
1986	9,798,542	9,573,167	97.70	4,470,000	3,729,000	390	6,025,111	
1987	9,991,089	9,810,492	98.20	4,720,000	3,915,000	399	6,587,036	
1988	10,286,503	10,169,284	98.80	4,970,000	4,220,000	415	7,209,436	
1989	10,576,794	10,507,195	99.30	4,970,000	4,481,000	426	7,754,666	
1990	10,612,577	10,585,950	99.70	5,220,000	4,842,000	457	7,957,983	
1991	10,904,527	10,898,593	99.90	5,650,000	4,929,000	452	8,184,228	
1992	10,969,862	10,964,120	99.90	6,190,000	5,012,000	457	8,567,963	
1993	10,925,464	10,919,976	99.90	6,190,000	5,034,000	461	8,866,582	
1994	10,798,700	10,791,862	99.90	6,190,000	5,137,000	476	8,982,463	
1995	10,595,943	10,584,302	99.90	6,190,000	4,959,000	469	9,046,844	
1996	10,469,852	10,459,075	99.90	6,190,000	4,991,000	477	9,110,404	
1997	10,389,057	10,385,901	99.97	6,190,000	4,886,000	470	9,091,892	
1998	10,321,496	10,319,135	99.98	6,800,000	4,586,000	444	9,153,462	
1999	10,321,449	10,319,551	99.98	7,300,000	4,361,000	423	9,193,335	
2000	10,373,234	10,371,861	99.99	6,900,000	4,171,000	402	9,255,645	
2001	10,331,244	10,330,807	99.99	6,750,000	4,054,000	390	9,292,467	

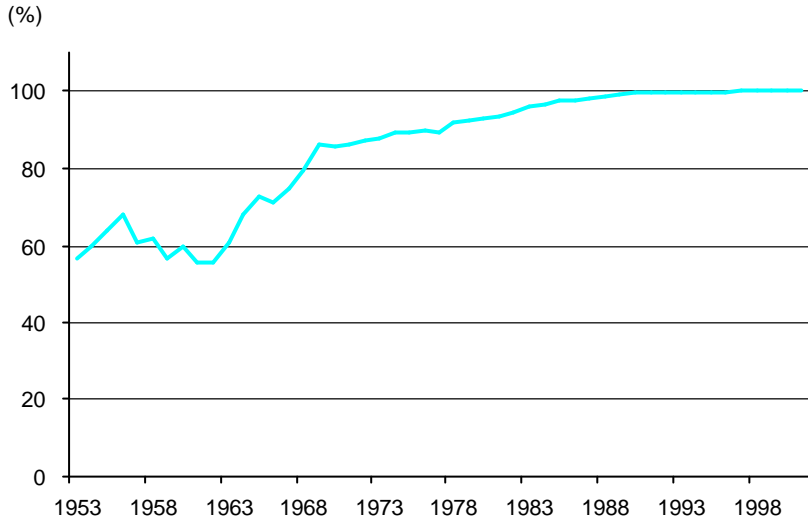
: , %, / , , m

- 1.
- 2.

1952~1978 : ,
1979~2001 : ,

http://www.metro.seoul.kr/kor2000/administration/statics/sws_01.html

4.1 - 1

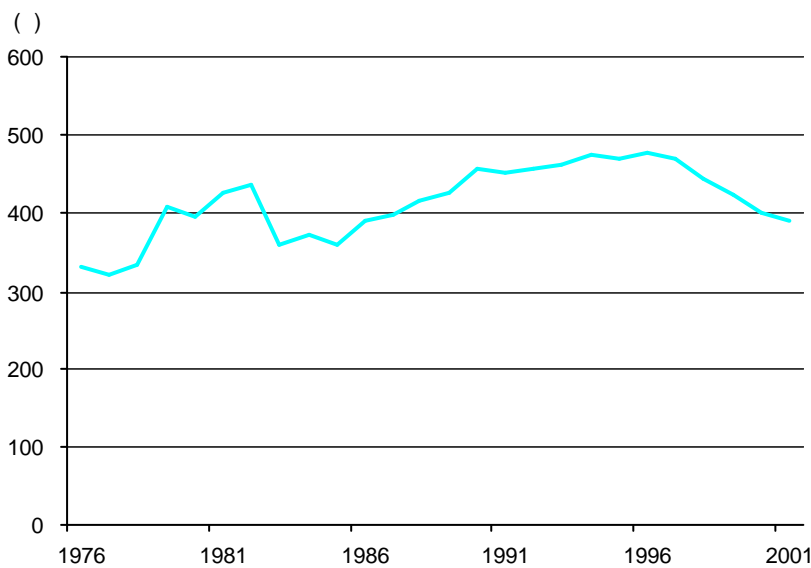


*

1903
 가
 1908
 가
 56.8%
 1953
 , 1961
 . 1960
 60%
 1963
 가
 1961 56%
 1969 80%
 30%
 1970 90%
 90 100%
 가 1960

4.1 - 2

1 1

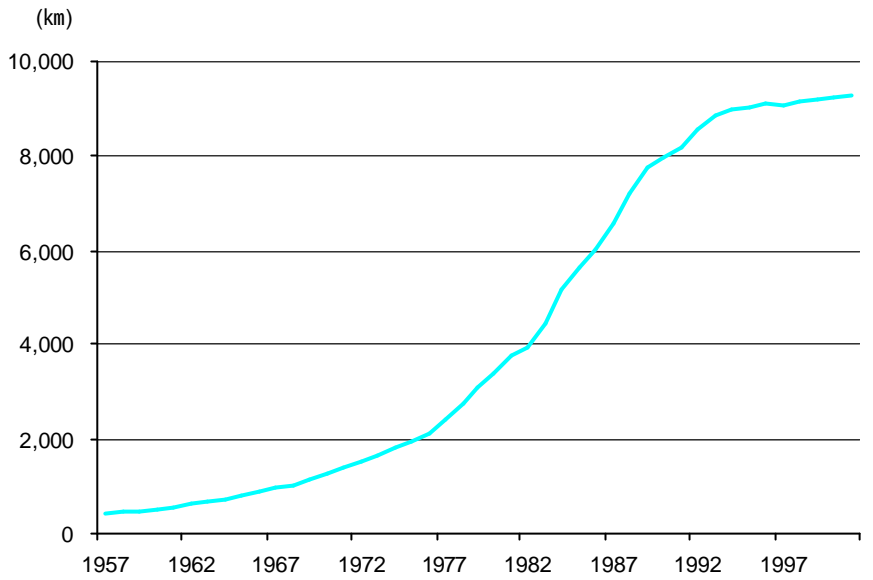


*

1957 426 km
 2001 9,292 km
 22 가
 가 , 70
 80 가
 . 가
 가
 . 1970 200
 1990 500
 , 1999 730
 가 2001 675

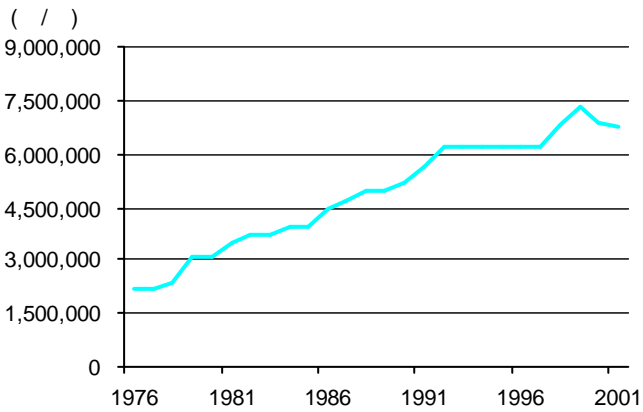
4.1-3

1 1
 가 1990
 가 1976
 332 1990
 400
 2001
 가
 , 1997
 가



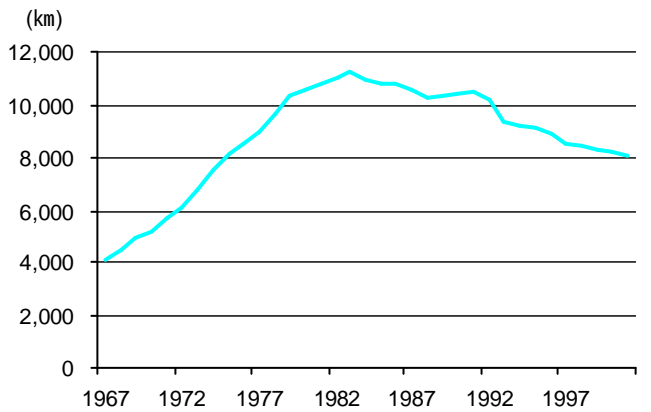
*

4.1-4



*

4.1-5




*

4.2

4.2-1

1970	27.9	26,170	7,310	1,463
1971	33.4	26,170	8,740	1,713
1972	36.0	26,170	9,430	1,845
1973	40.3	26,170	10,545	2,109
1974	44.1	26,240	11,574	2,343
1975	47.4	26,240	12,442	2,517
1976	49.0	26,240	12,856	2,780
1977	53.0	29,271	15,513	3,098
1978	57.0	30,123	17,170	3,639
1979	62.1	31,600	19,610	6,210
1980	64.8	31,869	20,663	6,558
1981	66.8	32,138	21,462	6,790
1982	68.8	32,407	22,296	7,032
1983	85.9	31,577	27,121	7,286
1984	89.2	31,613	28,190	7,589
1985	93.0	31,622	29,431	8,294
1986	96.0	32,296	31,021	8,343
1987	97.6	32,306	31,517	8,540
1988	98.3	32,306	31,749	8,551
1989	98.6	32,310	31,867	8,977
1990	98.1	32,632	32,013	9,122
1991	98.7	32,796	32,353	9,242
1992	99.0	32,807	32,485	9,384
1993	99.1	35,250	34,921	9,487
1994	99.2	35,380	35,097	9,526
1995	99.1	35,721	35,401	9,580
1996	99.4	35,774	35,554	9,659
1997	100.0	35,117	35,117	9,705
1998	100.0	35,219	35,219	9,820
1999	100.0	35,234	35,234	9,889
2000	100.0	35,273	35,273	9,937

: %, ha, km



- 1.
- 2.

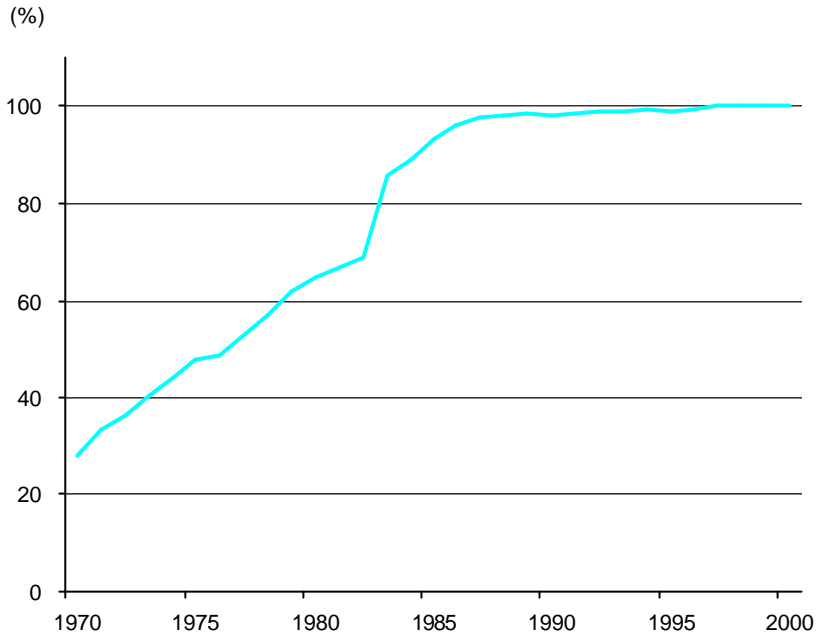
1970~1982 : ,
 1983~2000 : , 2001; 1994

4.2 - 1

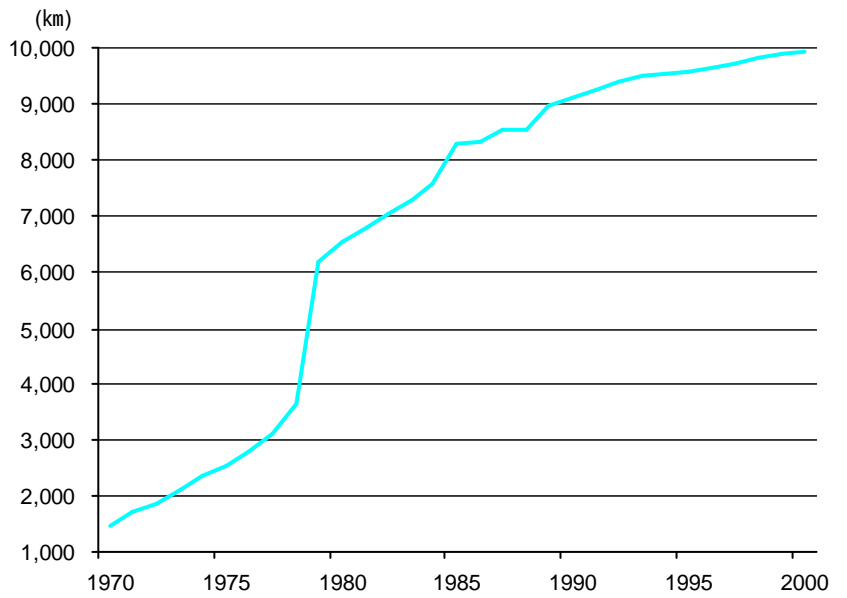
1970 1,463 km
 1970 6,000 km
 1980
 1990 9,000 km
 2000 9,937 km

가

1970 27.3%
 1970 50%
 1980
 90%
 1997
 100%



4.2 - 2




4.3

4.3-1

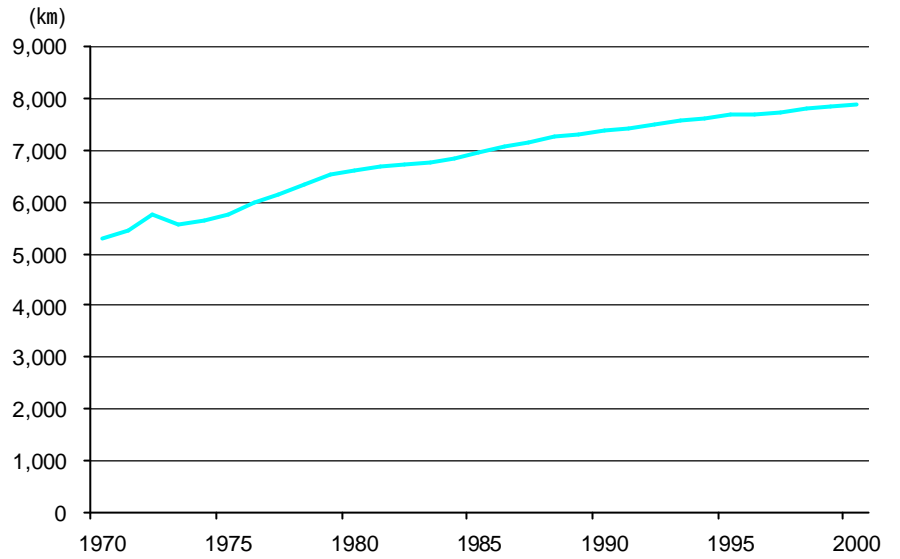
		/		/				
1960	1,337,000	292,000	21.8	1,045,000	78.2	NA	NA	NA
1965	1,440,000	342,000	23.8	1,098,000	76.3	NA	NA	NA
1970	5,292,140	1,540,556	29.1	3,751,584	70.9	18,380	133,298	5,158,842
1971	5,471,578	1,933,528	35.3	3,538,050	64.7	18,380	133,298	5,338,280
1972	5,764,013	2,129,459	36.9	3,634,554	63.1	18,380	133,298	5,630,715
1973	5,594,442	2,396,779	42.8	3,197,663	57.2	18,380	137,920	5,456,522
1974	5,658,895	2,635,497	46.6	3,023,398	53.4	18,380	137,920	5,520,975
1975	5,766,899	3,039,033	52.7	2,727,866	47.3	18,380	137,920	5,628,979
1976	6,005,483	3,455,038	57.5	2,550,445	42.5	18,380	137,920	5,867,563
1977	6,164,735	3,609,835	58.6	2,554,900	41.4	18,380	137,920	6,026,815
1978	6,329,239	3,955,930	62.5	2,373,309	37.5	18,380	137,268	6,191,971
1979	6,556,787	4,314,322	65.8	2,242,465	34.2	18,380	117,030	6,421,377
1980	6,610,386	4,162,816	63.0	2,447,570	37.0	18,380	117,030	6,474,976
1981	6,689,159	4,394,864	65.7	2,294,295	34.3	20,300	168,880	6,499,979
1982	6,737,508	4,599,481	68.3	2,138,027	31.7	20,300	168,880	6,548,328
1983	6,779,582	4,877,920	72.0	1,901,662	28.0	18,000	168,880	6,592,702
1984	6,843,389	5,179,370	75.7	1,664,019	24.3	18,000	168,880	6,656,509
1985	6,974,758	5,401,864	77.4	1,572,894	22.6	12,500	168,880	6,793,378
1986	7,058,065	5,547,029	78.6	1,511,036	21.4	12,500	168,880	6,876,685
1987	7,140,859	5,645,302	79.1	1,495,557	20.9	15,890	168,880	6,956,089
1988	7,250,038	5,785,201	79.8	1,464,837	20.2	15,890	168,880	7,065,268
1989	7,322,520	6,037,553	82.5	1,284,967	17.5	15,890	168,880	7,137,750
1990	7,375,625	6,237,297	84.6	1,138,328	15.4	15,890	168,880	7,190,855
1991	7,426,800	6,313,800	85.0	1,113,000	15.0	17,920	168,880	7,240,000
1992	7,516,038	6,403,726	85.2	1,112,312	14.8	17,920	168,880	7,329,238
1993	7,561,429	6,437,409	85.1	1,124,020	14.9	17,920	168,880	7,374,629
1994	7,621,605	6,498,988	85.3	1,122,617	14.7	17,920	168,880	7,434,805
1995	7,674,674	6,552,057	85.4	1,122,617	14.6	23,080	168,880	7,482,714
1996	7,689,163	6,713,552	87.3	975,611	12.7	23,080	168,880	7,497,203
1997	7,737,101	6,766,784	87.5	970,317	12.5	23,080	168,880	7,545,141
1998	7,801,225	6,831,048	87.6	970,177	12.4	23,080	168,880	7,609,265
1999	7,842,567	6,875,623	87.7	966,944	12.3	23,080	1,093,110	6,726,377
2000	7,888,764	7,048,934	89.4	839,830	10.6	23,080	168,880	7,696,804

: m, %



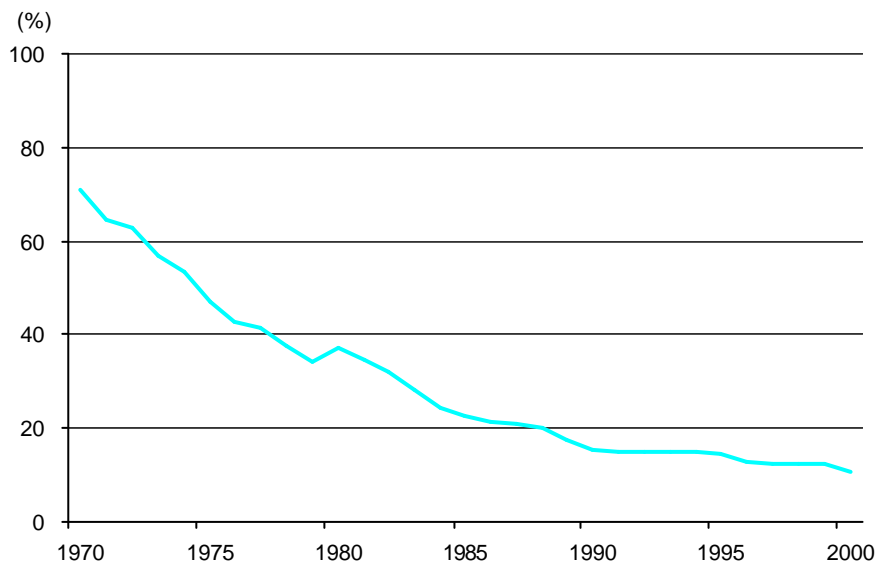
4.3 - 1

1990 가 ()
 50km)
 1970 가 , 88
 가 , 가
 가 가
 가 가
 가 가
 2000
 23 km 가 가



4.3 - 2

가
 가 1970 5,159 km
 2000 7,698 km 1.5 가
 1970 1980
 1960
 1960 78.2% 가
 1975
 50% ,
 1989 80% , 2000
 4% 89.



4.4

4.4 - 1

1969	301	NA	NA	NA
1970	331	NA	NA	NA
1971	369	NA	NA	NA
1972	384	NA	NA	NA
1973	394	NA	NA	NA
1974	420	NA	NA	NA
1975	436	NA	NA	NA
1976	447	NA	NA	NA
1977	461	NA	NA	NA
1978	471	NA	NA	NA
1979	362	25	21	316
1980	362	25	21	316
1981	366	25	36	303
1982	353	25	30	298
1983	308	25	24	259
1984	298	24	25	249
1985	292	15	25	252
1986	302	15	25	262
1987	311	25	25	265
1988	312	25	25	266
1989	303	21	25	257
1990	304	21	25	258
1991	324	29	25	270
1992	336	29	25	282
1993	336	29	25	282
1994	336	29	25	282
1995	340	29	25	286
1996	342	29	25	288
1997	362	28	25	309
1998	365	31	27	307
1999	381	31	27	323
2000	398	32	28	338

:

1. 1978

/ /

2. 1979

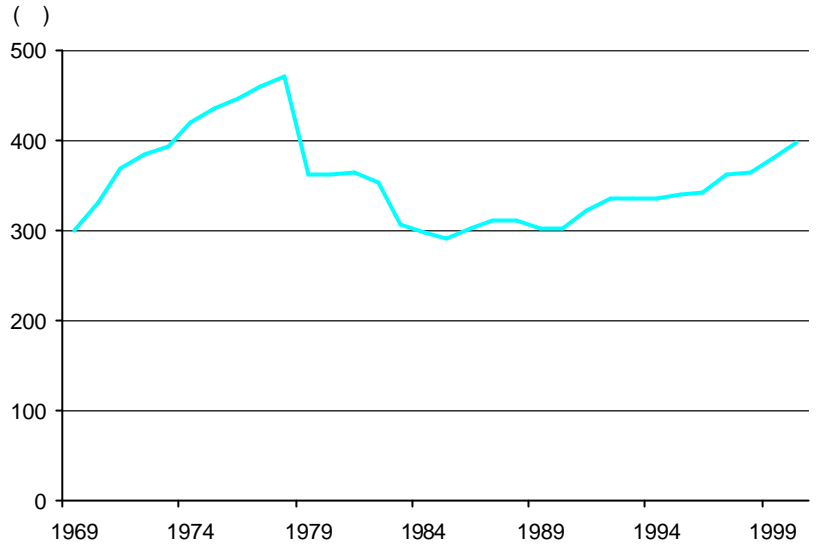
/ /

1969
 301 . 가 1978
 471 가
 1985 292
 . 1980
 가
 . 1974
 50m 90%
 , 1/3 가
 가 . 1986
 1969
 302 ,
 가 2000
 398 .
 32
 , 28 가가
 , 338 가
 .
 가
 . 가
 1900
 () ,
 1917
 () 가
 . 1936
 1960
 . 1960
 1960
 2 가
 , 2
 3
 .
 1970 7 ,
 80 8 , 90 2 , 2000
 4
 26 . 가
 2000
 2,559m .

4.4-2

1		1900-07-05
2		1917-10-17
3		1936-10-01
4	(2)	1965-01-25
5	(3)	1969-12-25
6	()	1970-05-16
7		1973-11-08
8		1974-11-08
9		1976-07-05
10	1	1976-07-19
11		1978-07-22
12		1979-10-15
13		1980-04-03
14		1980-06-30
15		1981-10-27
16		1981-12-31
17	2	1982-06-25
18		1984-12-31
19		1985-02-02
20		1989-11-01
21		1991-12-01
22		1996-12-30
23		2000-08-01
24		2000-11-21
25		2000-12-16
26	가	2001-12-01

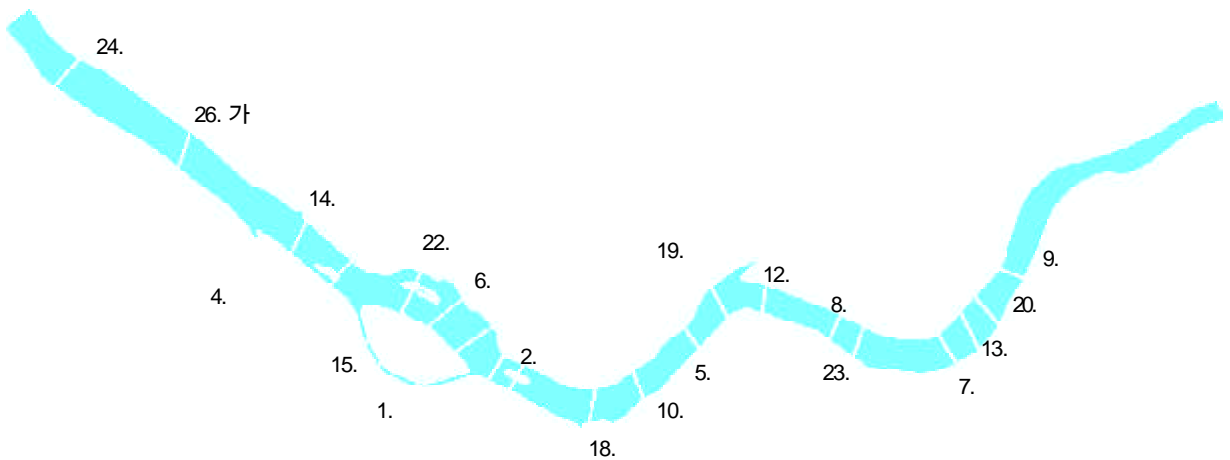
4.4-1



*

, 2002

4.4-2



4.4-2

4.5

4.5-1

	()			1967-05-30			
1	()	~		1970-08-15			
2		7-22 ~		1970-12-04	1967		
			2	1970-12-30		1	
	()		87-1	1971-08-31			
3	()		145	1978-03-31			
3	()			1978-03-31	1968	1	2
		2 ~	107	1979-08-16		1970	
	()			1980-08-16	3		1978
	()			1980-12-29			
	()	~		1980-12-29			
		136-		1981-12-31		가	
		143-2		1983-08-20			
		4가 1004		1984-02-29			
		3가		1984-02-29	1980		
				1986-08-30			
		102~	100	1990-12-20			
	()	87-1		1991-12-07			
		~		1992-07-31		1990	
		11 197-5 ~	1	1992-06-20			
		181-6					
		~		1993-12-31		, 1990	
1	()	~		1994-02-26			
				1994-03-31			
		~		1998-04-30			
		~		1999-01-31			
		~		1999-04-30			
1			2	2000-12-31			
2		2 ~		2000-12-31			

<http://csm.seoul.kr/main.html>

4.6

4.6 - 1

()

		(km)			
1	-	7.8	'71. 4.12	'74. 8.15	9
2	-	60.2	'78. 3. 9	'96. 3.20	49
3	-	35.2	'80. 2.29	'93.10.30	31
4	-	31.7	'80. 2. 9	'94. 4. 1	26
5	- ,	52.3	'90. 7.11	'96.12.30	51
6	-	35.1	'94. 1. 8	'00.12.15	38
7	-	47.0	'90.12.30	'00. 8. 1	42
8	-	17.7	'90.12.30	'99. 7. 2	17
		287.0	263		

<http://www.moct.go.kr/DataCenter/StatisticData/02sta/railway/railway1.html>
 : (2001 12)

, 8
 1974 8
 1 ~ 7.8 가
 km가 , 2000 가
 2 8 2 60.2
 287km, 263 km .
 . 1974 1 .
 2 , 3 , 4 5
 1980 52.3 km .
 8 17.7
 , 2, 3, 4 km .
 90 1 7.8 km 가
 . 90 가
 2 가
 2000 5, 6, 7, 8 .

4.7

4.7 - 1

	1			1		
1946	123	25,487,564	20.1	NA	NA	NA
1947	123	25,487,564	15.5	NA	NA	NA
1948	123	25,487,564	14.9	NA	NA	NA
1949	123	25,487,564	18.0	NA	NA	NA
1950	123	25,487,564	15.1	NA	NA	NA
1951	123	25,487,564	39.3	NA	NA	NA
1952	123	25,487,564	35.6	NA	NA	NA
1953	123	25,487,564	25.2	NA	NA	NA
1954	123	25,487,564	20.5	NA	NA	NA
1955	123	25,487,564	17.8	NA	NA	NA
1956	123	25,487,564	16.9	NA	NA	NA
1957	123	25,487,564	15.2	NA	NA	NA
1958	123	25,487,564	14.5	NA	NA	NA
1959	123	25,487,564	12.1	NA	NA	NA
1960	124	25,220,465	10.3	NA	NA	NA
1961	124	25,220,465	9.8	NA	NA	NA
1962	136	25,044,639	8.4	NA	NA	NA
1963	136	25,044,639	7.7	NA	NA	NA
1964	152	55,812,850	16.3	NA	NA	NA
1965	152	55,812,850	16.1	40	49,629	0.01
1966	152	55,812,850	14.7	32	38,010	0.01
1967	152	55,812,850	14.1	34	48,640	0.01
1968	152	55,812,850	12.9	34	47,993	0.01
1969	258	53,683,711	11.2	44	97,310	0.02
1970	255	52,690,988	9.7	43	107,180	0.02
1971	358	141,225,878	24.1	59	229,605	0.04
1972	359	141,410,622	23.3	69	248,258	0.04
1973	364	144,427,199	23.0	82	266,915	0.04
1974	393	160,884,831	24.6	101	317,844	0.05
1975	525	161,764,605	23.5	112	410,792	0.06
1976	573	158,446,168	21.8	125	437,000	0.06
1977	564	131,794,889	17.5	157	620,742	0.08
1978	732	127,955,282	16.4	228	704,680	0.09
1979	858	127,903,685	15.8	368	1,281,226	0.16
1980	1,609	174,295,131	20.8	415	1,620,466	0.19
1981	1,704	174,657,613	20.1	576	2,073,620	0.24
1982	1,941	132,774,136	14.9	644	2,407,890	0.27
1983	2,045	107,753,505	11.7	673	2,631,967	0.29
1984	1,027	149,166,114	15.7	670	2,689,374	0.28
1985	1,074	153,716,676	15.9	696	2,750,926	0.29
1986	1,126	153,438,495	15.7	741	3,667,463	0.37
1987	1,213	153,799,184	15.4	788	4,753,578	0.48
1988	1,241	153,388,536	14.9	884	4,915,027	0.48
1989	1,252	152,416,219	14.4	873	5,002,977	0.47
1990	1,326	152,372,476	14.4	839	5,011,537	0.47
1991	1,357	150,944,575	13.8	857	5,052,722	0.46
1992	1,348	150,423,380	13.7	817	4,985,216	0.45
1993	1,351	150,361,379	13.8	853	5,288,182	0.48
1994	1,381	150,790,971	14.0	847	5,365,888	0.50
1995	1,404	150,842,105	14.7	884	5,730,300	0.56
1996	1,400	152,501,587	14.6	917	5,741,354	0.55
1997	1,405	154,056,697	14.8	1,139	7,848,548	0.76
1998	1,419	154,175,950	14.9	1,185	7,722,731	0.75
1999	1,423	154,228,227	14.9	1,208	7,558,280	0.73
2000	1,437	155,852,027	15.0	1,384	7,692,659	0.74

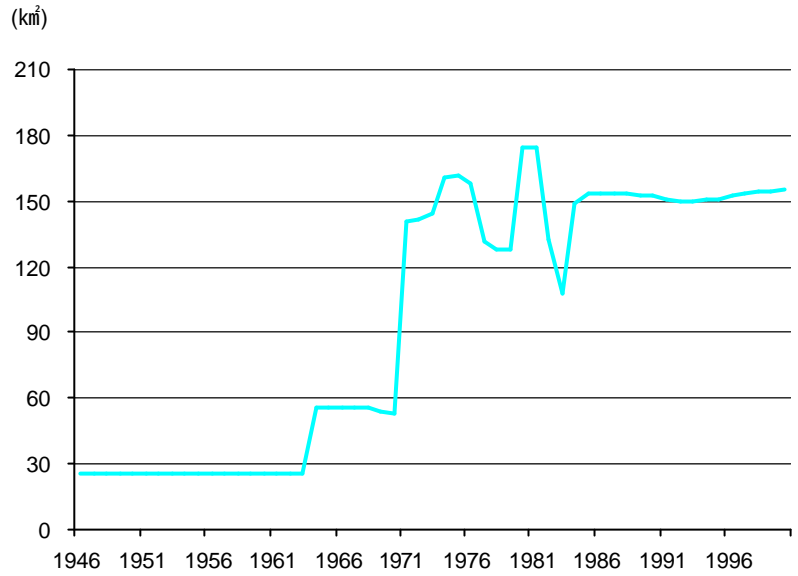
: , m²

1946 ~1980 :

1981 ~2000 :

4.7 - 1

1946 123
 2000 1,437 11.7
 가 , 25.5 km²
 150km² 6.1 가 .
 가 가
 가 1
 20.1 m²
 15.0 m² 75% .
 1946 1960
 가 .
 가 1974
 1983 . 1974
 393 가 1983 2,
 045 1,652 가
 1
 . 2000
 1 15.0 m² 1966
 7.7 m² 2
 , 70

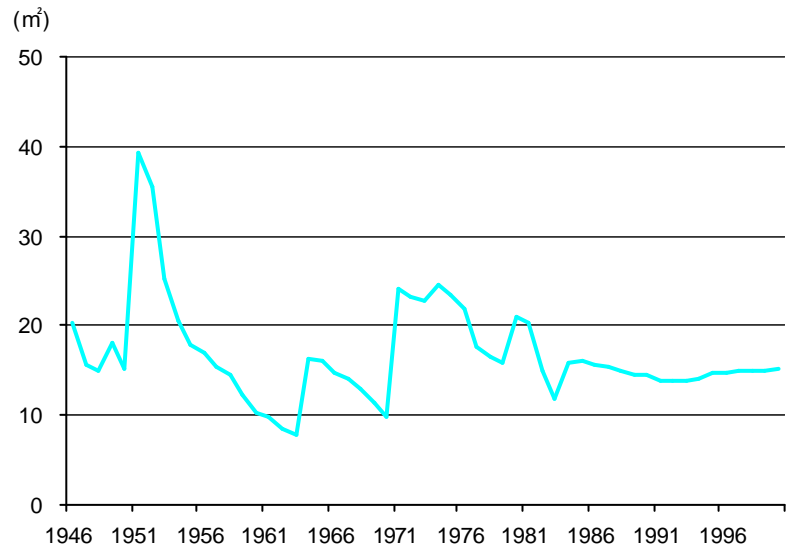


*

4.7 - 2

1

1965 40
 , 49,629 m²
 2000 1,384
 769 m² .
 34.6 , 155 가
 가
 . 70
 . 1979 128
 2
 1981 200 m² .
 90 500 m², 97 700
 m² .
 m²



*